

ALCHIMIA

YOUR IDEAS, OUR SOLUTIONS

AL.CHI.MI.A. SRL
VIALE AUSTRIA, 14
35020 - PONTE SAN NICOLÒ (PD) - ITALY

+39 049 89.62.074

+39 049 89.62.071

WWW.ALCHIMIASRL.COM
INFO@ALCHIMIASRL.COM

AlchiAPP

THE APP FOR EYE
& TISSUE BANK
PROFESSIONALS



HUMAN TISSUE BANKING

MKT-290 rev.0



FACEBOOK



TWITTER



LINKEDIN



YOUTUBE



ALCHIMIA

EB

EYE BANKING

CORNEAL STORAGE AT 4°C
CORNEAL STORAGE AT 31°C
CORNEAL EVALUATION
GLOBE AND CORNEAL RINSING

TB

TISSUE BANKING

DECONTAMINATION & RINSING
CRYOPRESERVATION

HUMAN TISSUE BANKING

TABLE OF CONTENTS

EB	CORNEAL STORAGE AT 4°C / KERASAVE	03
	CORNEAL STORAGE AT 4°C / CORNEAL CHAMBER	04
	CORNEAL STORAGE AT 31°C / TISSUE-C	05
	CORNEAL STORAGE AT 31°C / GPS	05
	CORNEAL STORAGE AT 31°C / CARRY-C	06
	CORNEAL EVALUATION / TB-S	07
	CORNEAL EVALUATION / MSB	07
	CORNEAL EVALUATION / SR-S	08
	CORNEAL EVALUATION / MED	08
	OCULAR GLOBE AND CORNEAL RINSING / PSS-L	10
TB	DECONTAMINATION / BASE.128	11
	RINSING / BASE	12
	CRYOPRESERVATION / CRYO.ON	13
	CRYOPRESERVATION / GLYO.ON	14

AIM FOR QUALITY

SINCE THE FOUNDATION OF OUR COMPANY IN 1993, WE HAVE BEEN COMMITTED TO SERVING EYE AND TISSUE BANKING SPECIALISTS BY PROVIDING SAFE AND EFFECTIVE SOLUTIONS.

THANKS TO MANY YEARS OF CONTINUOUS RESEARCH, TODAY ALCHIMIA OFFERS AN EXTENSIVE PRODUCT LINE OF CE-MARKED MEDICAL DEVICES FOR EYE AND TISSUE BANKS.

WE STRONGLY BELIEVE THAT THROUGH COMMITMENT TO QUALITY, TRANSPARENCY AND FOCUS ON PEOPLE WE CAN BUILD A BETTER WORLD.

EYE AND TISSUE BANKS: WHEN THE SOLUTION GETS RIGHT TO THE POINT

ON DAY TO DAY BASIS EYE AND TISSUE BANKS STRIVE TO PROVIDE CORNEAS AND TISSUES FOR TRANSPLANTATION TO RESTORE SIGHT AND HEAL OTHER MEDICAL CONDITIONS. ALL PROCEDURES INCLUDING TISSUE EVALUATION, SELECTION, PRESERVATION AND DISTRIBUTION THAT EYE AND TISSUES BANKS UNDERTAKE EVERY DAY ARE NEEDED TO ENSURE SAFETY FROM THE REMOVAL OF THE TISSUE UNTIL ITS DISTRIBUTION.

WORKING UNDER A TIGHT SCHEDULE, FOLLOWING PROCEDURES REFINED AND VALIDATED BY YEARS OF EXPERIENCE, BANKS KEEP EVERY PARAMETER: FROM TEMPERATURES TO BACTERIAL AND FUNGAL GROWTH, FROM INSTRUMENTATION TO REGULATORY COMPLIANCE UNDER CONTROL. TIME AND CARE. PRECISION AND COORDINATION ARE ESSENTIAL TO GUARANTEE SUCCESSFUL RESULTS EVERY STEP ALONG THE WAY.

THANKS TO NUMEROUS COLLABORATIONS WITH IMPORTANT ITALIAN AND INTERNATIONAL RESEARCH CENTRES, WE HAVE DESIGNED TWO SPECIFIC PRODUCT LINES FOR EYE AND TISSUE BANKING TO MAKE EACH PHASE OF THE PROCESS EASIER AND SAFER.

ON THE ONE HAND, SOLUTIONS FOR EYE BANKS, WHICH INCLUDE MEDIA FOR THE CORNEAL STORAGE AT 4°C AND 31°C, SOLUTIONS FOR GLOBE AND CORNEAL RINSING AND PRODUCTS FOR CORNEAL EVALUATION; ON THE OTHER HAND, SOLUTIONS FOR DECONTAMINATION, RINSING, TRANSPORT AND CRYOPRESERVATION OF TISSUES AND CELLS INTENDED FOR TRANSPLANTATION.

TRUTH BE TOLD, QUALITY IS A GAME THAT WE ALWAYS WIN IN ALCHIMIA!



KERASAVE

MEDIUM FOR CORNEAL HYPOTHERMIC STORAGE



SHELF LIFE: 24 MONTHS
DURATION OF USE: 14 DAYS
CE MARK: 0477

KERASAVE IS A COMPLETELY SYNTHETIC MEDIUM FOR CORNEAL STORAGE AT 4°C.

EACH PACK CONTAINS 12/20ml VIAL AND A BLISTER OF 12 AMPHOTERICIN B TABLETS. EACH TABLET SHALL BE COMPLETELY DISSOLVED IN THE SOLUTION BEFORE INTRODUCING THE CORNEA.

THE RECONSTITUTED SOLUTION, OBTAINED AFTER THE DISSOLUTION OF A TABLET, IS A MEDIUM CONTAINING ANTIBIOTICS AND AN ANTIFUNGAL AGENT, THUS OFFERING A COMPLETE ANTIMICROBIAL AND ANTIFUNGAL PROTECTION FOR UP TO 14 DAYS AT 4°C.

THE OPTICALLY CLEAR VIAL BOTTOM ENABLES THE EVALUATION OF THE CORNEA BY SPECULAR MICROSCOPY.

DEC (DONOR EYE CAP) ARE OCULAR PROSTHESIS FOR THE COSMETIC RECONSTRUCTION OF THE DONOR EYE.

REF	PRODUCT	VOL	CONTENTS
KER 002-00	KERASAVE	20 ml	12 VIALS + 12 TABLETS + 12 DEC

ABOUT KERASAVE

[HTTPS://RB.GY/Q9407P](https://rb.gy/q9407p)



CORNEAL CHAMBER

MEDIUM FOR CORNEAL HYPOTHERMIC STORAGE



SHELF LIFE: 36 MONTHS
DURATION OF USE: 14 DAYS
CE MARK: 0477

CORNEAL CHAMBER IS A COMPLETELY SYNTHETIC MEDIUM FOR CORNEAL STORAGE AT 4°C.

THE MEDIUM CONTAINS A SINGLE ANTIBIOTIC AT AN EFFECTIVE DOSE THAT ENABLES CORNEAL CONSERVATION AT 4°C FOR UP TO 14 DAYS.

THE PHENOL RED INDICATOR ALLOWS A RAPID VISUALIZATION OF PH VARIATIONS.


THE OPTICALLY CLEAR VIAL BOTTOM ENABLES THE EVALUATION OF THE CORNEA BY SPECULAR MICROSCOPY.

DEC (DONOR EYE CAP) ARE OCULAR PROSTHESIS FOR THE COSMETIC RECONSTRUCTION OF THE DONOR EYE.

REF	PRODUCT	VOL	CONTENTS
CTC 001-01	CORNEAL CHAMBER	20 ml	12 VIALS + 12 DEC

ABOUT CORNEAL CHAMBER

[HTTPS://RB.GY/I4HAUX](https://rb.gy/i4haux)



TISSUE-C

MEDIUM FOR CORNEAL ORGAN CULTURE

SHELF LIFE: 24 MONTHS
DURATION OF USE: 30 DAYS
CE MARK: 0373



CornealFloat



TISSUE-C IS A MEDIUM FOR CORNEAL ORGAN CULTURE AT 31°C FOR UP TO 30 DAYS.

THE MEDIUM CONTAINS AN ANTIBIOTIC AND ANTIFUNGAL MIXTURE THAT GUARANTEES AN EFFECTIVE PROTECTION AGAINST BACTERIA AND FUNGI.

CORNEALFLOAT IS A FLOATER USED TO SUSPEND THE CORNEA IN THE MEDIUM DURING ORGAN CULTURE.

REF	PRODUCT	VOL	CONTENTS
TIS 001-00	TISSUE-C & CornealFloat	100 ml	12 VIALS + 12 CornealFloat

ABOUT TISSUE-C

[HTTPS://RB.GY/7XYFAK](https://rb.gy/7xyfak)



GPS

GAS-PERMEABLE SILICONE STOPPER



GPS IS AN ACCESSORY TO TISSUE-C THAT ALLOWS THE GAS EXCHANGE BETWEEN THE MEDIUM AND THE ENVIRONMENT, THUS OPTIMIZING CORNEAL ORGAN CULTURE. THE ALUMINIUM CRIMPS ARE USED TO PREVENT SILICONE STOPPERS FROM POPPING OUT DURING ORGAN CULTURE.

REF	PRODUCT	CONTENTS
GPS 001-00	GPS	100 SILICONE STOPPERS + 100 ALUMINIUM CRIMPS

CARRY-C

MEDIUM FOR CORNEAL DESWELLING AND TRANSPORT

SHELF LIFE: 24 MONTHS
DURATION OF USE: 5 DAYS
CE MARK: 0373



CARRY-C IS A MEDIUM FOR CORNEAL DESWELLING AND TRANSPORT AT ROOM TEMPERATURE FOR UP TO 5 DAYS.

THE MEDIUM CONTAINS AN ANTIBIOTIC AND ANTIFUNGAL MIXTURE THAT GUARANTEES AN EFFECTIVE PROTECTION AGAINST BACTERIA AND FUNGI.

EXTRA STERILE CAPS ARE SUPPLIED FOR TRANSPORT OF THE CORNEA TO THE TRANSPLANTATION CENTRE.

REF	PRODUCT	VOL	CONTENTS
CAR 001-00	CARRY-C	50 ml	12 VIALS + 12 CAPS

ABOUT CARRY-C

[HTTPS://RB.GY/7W11TA](https://rb.gy/7w11ta)



TB-S

CORNEAL ENDOTHELIAL STAINING



TB-S IS 0.25% TRYPAN BLUE SOLUTION FOR CORNEAL EVALUATION USED TO STAIN THE NUCLEI OF DAMAGED AND DEAD ENDOTHELIAL CELLS, THUS ALLOWING AN ACCURATE EVALUATION OF ENDOTHELIAL CELL MORTALITY.

TB-S ALSO STAINS AREAS OF DESCEMET MEMBRANE DENUDED OF ENDOTHELIAL CELLS.

REF	PRODUCT	VOL	CONTENTS
TBS 001-00	TB-S	250 µl	12 VIALS

ABOUT TB-S

[HTTPS://RB.GY/TOFBSD](https://rb.gy/tofbsd)



SR-S

CELL BORDER VISUALIZATION



SR-S IS 1.4% SUCROSE SOLUTION FOR CORNEAL EVALUATION USED TO SEPARATE CELLS OFF CLUSTERS AND VISUALIZE ENDOTHELIAL CELL BORDERS, THUS ALLOWING AN ACCURATE ENDOTHELIAL CELLS COUNT.

REF	PRODUCT	VOL	CONTENTS
SRS 001-00	SR-S	4 ml	12 VIALS

ABOUT SR-S

[HTTPS://RB.GY/BRE15I](https://rb.gy/bre15l)



MSB

CORNEAL STAINING

MSB IS A SILICONE BUTTON FOR TRYPAN BLUE STAINING DURING CORNEAL EVALUATION.

REF	PRODUCT	CONTENTS
MSB 001-00	MSB	12 UNITS



MED

CORNEAL MICROSCOPIC EVALUATION

MED IS A POLYSTYRENE DISH FOR THE MICROSCOPIC EVALUATION OF THE CORNEA STAINED WITH TRYPAN BLUE.

REF	PRODUCT	CONTENTS
MED 001-00	MED	12 UNITS





AlchiAPP

THE APP FOR EYE & TISSUE BANK PROFESSIONALS

PSS-L

SOLUTION FOR OCULAR GLOBE AND CORNEAL RINSING



SHELF LIFE: 48 MONTHS


CE MARK: 0477

PSS-L IS A PHOSPHATE BUFFERED SALINE SOLUTION FOR OCULAR GLOBE RINSING BEFORE CORNEAL EXCISION AND FOR CORNEAL RINSING DURING TRYPAN BLUE EVALUATION.

REF	PRODUCT	VOL	CONTENTS
GRS 003-00	PSS-L	30 ml	12 VIALS

ABOUT PSS-L

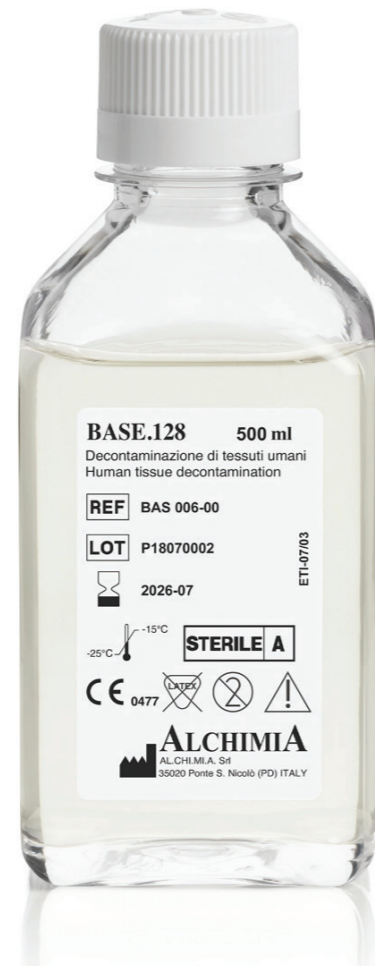
[HTTPS://RB.GY/QGPDND](https://rb.gy/qgpdnd)



BASE.128

DECONTAMINATION OF HUMAN TISSUES

SHELF LIFE: 24 MONTHS
PYROGEN & MYCOPLASMA-FREE
CE MARK: 0477



BASE.128 IS A READY-TO-USE SOLUTION TO DECONTAMINATE HUMAN TISSUES (SKIN, AMNIOTIC MEMBRANE, CARDIOVASCULAR TISSUES, MUSCULOSKELETAL AND OSTEOLENDONS) UNDER DIFFERENT CONDITIONS OF TIME AND TEMPERATURE.

THE MIXTURE OF ANTIMICROBIAL AND ANTIFUNGAL AGENTS (VANCOMYCIN, GENTAMICIN, CEFOTAXIME AND AMPHOTERICIN B) OFFERS EFFECTIVE PROTECTION AGAINST THE MOST FREQUENT CONTAMINANTS DETECTED IN TISSUE BANKS (GRAM+ AND GRAM- BACTERIA, YEASTS AND MOULDS).

BASE.128 CAN ALSO BE USED FOR TISSUE TRANSPORT TO THE BANK, IMMEDIATELY AFTER PROCUREMENT OR DURING TISSUE DISSECTION.

REF	PRODUCT	VOL	CONTENTS
BAS 005-00	BASE.128	250 ml	1 BOTTLE
BAS 006-00	BASE.128	500 ml	1 BOTTLE

ABOUT BASE.128

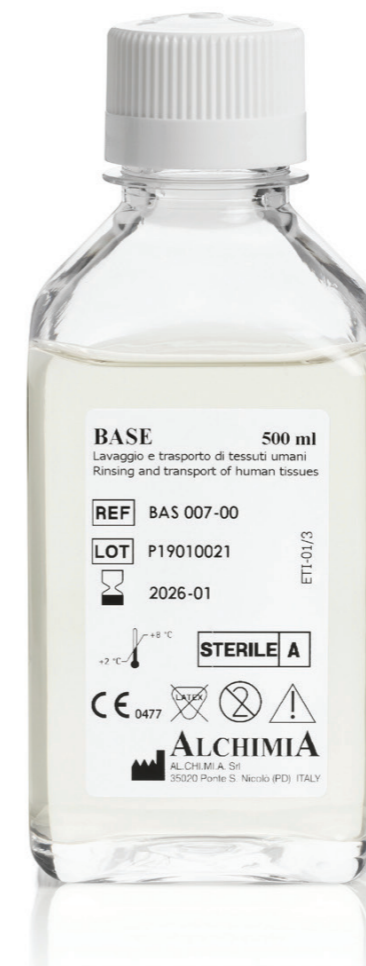
[HTTPS://RB.GY/KZCG0N](https://rb.gy/kzcg0n)



BASE

RINSING AND TRANSPORT OF HUMAN TISSUES

SHELF LIFE: 36 MONTHS
PYROGEN & MYCOPLASMA-FREE
CE MARK: 0477



BASE IS A RINSING SOLUTION USED TO REMOVE ANTIBIOTICS FROM HUMAN TISSUES (SKIN, AMNIOTIC MEMBRANE, CARDIOVASCULAR TISSUES, MUSCULOSKELETAL AND OSTEOLENDONS) AFTER DECONTAMINATION.

THE SOLUTION ALSO REMOVES DMSO RESIDUES FROM HUMAN TISSUES AFTER CRYOPRESERVATION.

BASE CAN ALSO BE USED FOR TISSUE TRANSPORT TO THE BANK, IMMEDIATELY AFTER PROCUREMENT OR DURING TISSUE DISSECTION.

REF	PRODUCT	VOL	CONTENTS
BAS 007-00	BASE	500 ml	1 BOTTLE

ABOUT BASE

[HTTPS://RB.GY/DIHHEX](https://rb.gy/dihhex)



CRYO.ON

CRYOPRESERVATION OF HUMAN TISSUES AND CELLS

SHELF LIFE: 48 MONTHS
PYROGEN & MYCOPLASMA-FREE
CE MARK: 0477



CRYO.ON IS DIMETHYL SULFOXIDE (DMSO) WITH PURITY HIGHER THAN 99.9%, THAT PROTECTS HUMAN TISSUES AND CELLS DURING STORAGE AT CRYOGENIC TEMPERATURES.

THE PRODUCT IS STERILE, APYROGENIC AND MYCOPLASMA-FREE ACCORDING TO THE CURRENT PHARMACOPOEIAS (EP AND USP).

IT IS PACKAGED IN CLASS I AMBER GLASS BOTTLE AND IN STERILE DOUBLE POUCH TO MEET GMP REQUIREMENTS.

CRYO.ON COMPLIES WITH THE SAFETY REQUIREMENTS REGARDING THE ALLOWABLE LIMITS OF ETO (ETHYLENE OXIDE) STERILIZATION RESIDUALS IN ACCORDANCE WITH ISO 10993-7:2008.

REF	PRODUCT	VOL	CONTENTS
CRN 001-00	CRYO.ON	10 ml	1 BOTTLE
CRN 002-00	CRYO.ON	100 ml	1 BOTTLE
CRN 003-00	CRYO.ON	50 ml	1 BOTTLE

ABOUT CRYO.ON

[HTTPS://RB.GY/L1XWTL](https://rb.gy/l1xwtl)



GLYO.ON

CRYOPRESERVATION OF HUMAN TISSUES AND CELLS

SHELF-LIFE: 36 MONTHS
PYROGEN & MYCOPLASMA-FREE
CE MARK: 0477



GLYO.ON IS GLYCEROL WITH PURITY HIGHER THAN 99.5%, THAT PROTECTS HUMAN TISSUES AND CELLS DURING STORAGE AT CRYOGENIC TEMPERATURES.

THE PRODUCT IS STERILE, APYROGENIC AND MYCOPLASMA-FREE ACCORDING TO THE CURRENT PHARMACOPOEIAS (EP AND USP).

IT IS PACKAGED IN CLASS I AMBER GLASS BOTTLE AND IN STERILE DOUBLE POUCH TO MEET GMP REQUIREMENTS.

REF	PRODUCT	VOL	CONTENTS
GLY 002	GLYO.ON	500 ml	1 BOTTLE

ABOUT GLYO.ON

[HTTPS://RB.GY/C4TG6B](https://rb.gy/c4tg6b)



ALCHIMIA



ALCHIMIA IS ONE OF THE LEADING EUROPEAN MANUFACTURERS OF MEDICAL DEVICES FOR OPHTHALMIC SURGERY AND HUMAN TISSUE BANKING WITH THE AIM OF IMPROVING THE DAILY ROUTINE OF THE MEDICAL PERSONNEL AND THE QUALITY OF LIFE OF PATIENTS.

ABOUT ALCHIMIA

[HTTPS://WWW.ALCHIMIASRL.COM](https://www.alchimasrl.com)

